

# HOW TO CREATE A CLASSIFIED AD



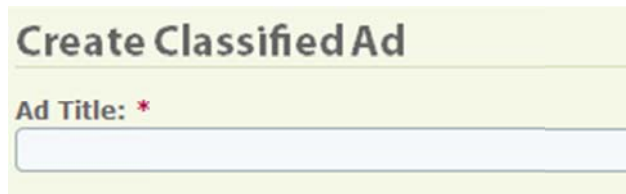
1. [Log in to your account](#)

OR

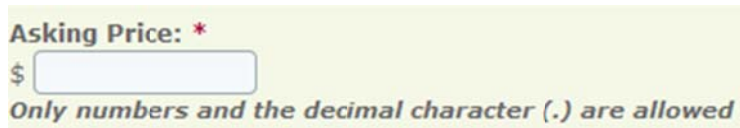
[Create a new account](#)



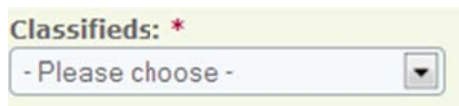
2. Click "Create a Classified Ad"



3. Enter the Ad Title



4. Fill in your Asking Price.



5. Choose one category that best describes your item(s)

# HOW TO CREATE A CLASSIFIED AD




**Ad Description:**

Format [dropdown] **B** *I* [list icon] [bulleted list icon] [image icon] [video icon]

[Empty text area for ad description]

**Attach files to this classified ad**

Files must be smaller than 1 MB and have one of the following extensions:



## 6. Complete your Ad Description

Things you may want to include are:

- What additional things are included with your item(s)?
- What sets your item(s) apart from similar items?
- What type of condition is the item?
- Why are you selling the item?
- Any other important information

## 7. Upload photos of item(s)

*(maximum of 4 images)*

Click browse > find the photo on your computer > click open

## 8. Click Save and you're done!